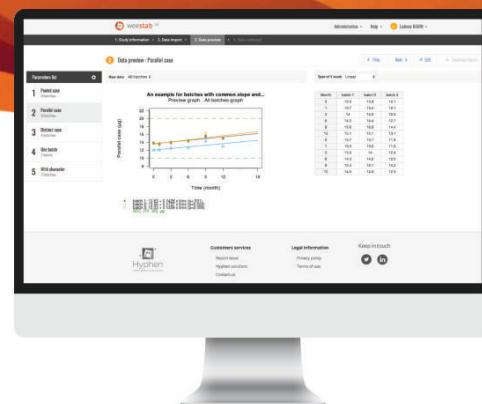




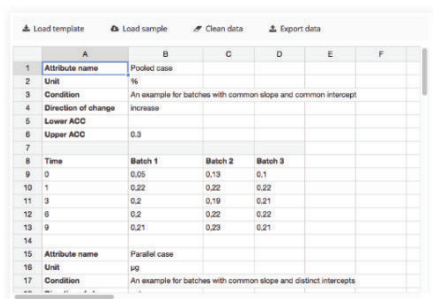
Evaluation of long-term **stability data** and estimation of **shelf-life in compliance with ICH Q1E**. Rational approach to establish release limits in line with acceptance criteria.



Ergonomic • Valid • Secured

Collect & Import your data

Import one or more parameters using the input assistant or by a simple copy/paste from your usual spreadsheet.

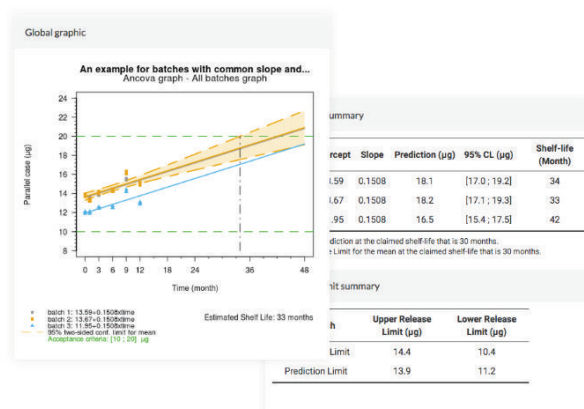


Display & Validate results

Estimate the shelf-life of your products using the ICH Q1E algorithm.

Obtain release limits consistent with acceptance criteria at the claimed shelf-life.

Focus on the most relevant graphics and statistical results.



Download & Archive the report

Edit the report focused on your business in the context of stability studies and in accordance with eCTD directives to facilitate results sharing.

The application is fully validated and compliant with 21-CFR-part 11 recommendations.

The application is accessible without installation at any time on our secure platform.

